

Residential Mortgage Survey
Results of Survey for September 2015

	(Value in HK\$ million)	
	<u>Sep 2015</u>	<u>Aug 2015</u>
1. <u>New applications received during the month</u>		
a. Number	7,881	9,630
(M-o-M % change)	(-18.2%)	(-5.0%)
2. <u>New loans approved during the month</u>		
a. Value	21,069	24,026
(M-o-M % change)	(-12.3%)	(-11.8%)
b. Number	6,154	6,981
(M-o-M % change)	(-11.8%)	(-13.9%)
c. Average size	3.42	3.44
d. Loan-to-value ratio (%)	50.4	50.4
e. Contractual life (months)	308	309
f. Loans associated with co-financing schemes		
- Value	1,175	969
- Number	291	207
g. Type of property transaction		
Value		
- Primary market	5,672	5,905
- Secondary market	10,751	13,630
- Refinancing	4,646	4,490
Number		
- Primary market	1,223	1,229
- Secondary market	3,136	3,957
- Refinancing	1,795	1,795
h. New loans approved during the month but not yet drawn		
- Value	16,527	19,483
- Number	4,648	5,481
3. <u>New loans drawn down during the month</u>		
a. Value	20,321	23,467
(M-o-M % change)	(-13.4%)	(-15.3%)
b. Number	6,186	7,025
(M-o-M % change)	(-11.9%)	(-14.0%)

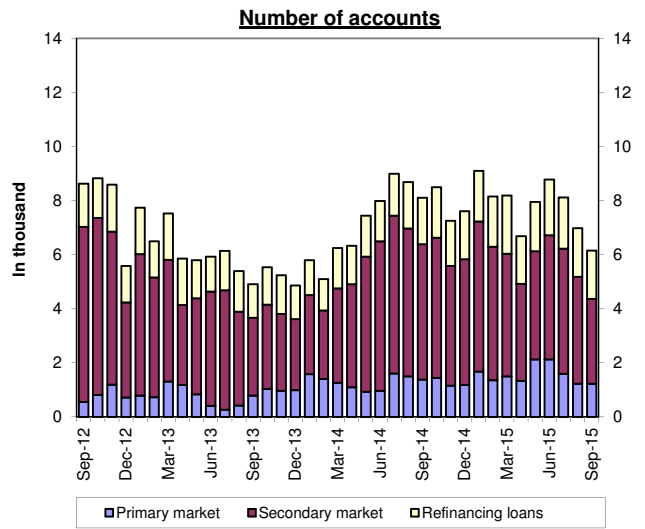
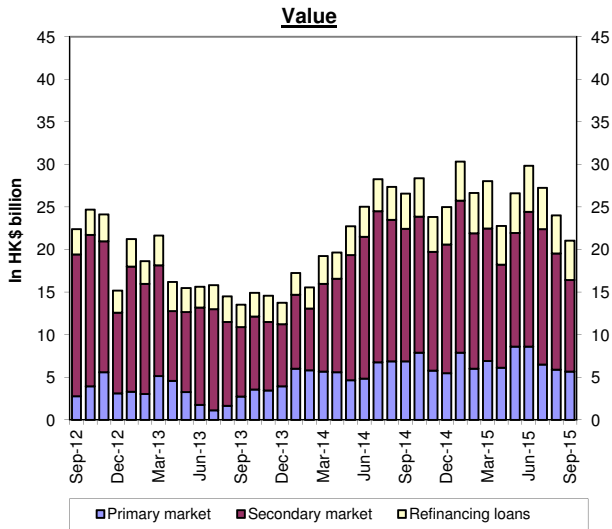
(Value in HK\$ million)

	<u>Sep 2015</u>	<u>Aug 2015</u>
4. <u>Outstanding loans</u>		
a. Value	1,062,242	1,054,932
(M-o-M % change)	(0.7%)	(1.0%)
(Y-o-Y % change)	(11.1%)	(11.4%)
b. Loans associated with co-financing schemes		
Government-funded schemes:		
- Value	5,390	5,427
- Number	11,593	11,742
Schemes offered by the private sector:		
- Value	12,479	12,221
- Number	4,099	4,058
c. Delinquency ratio (%)		
- More than 3 months	0.03	0.03
- More than 6 months	0.02	0.02
d. Rescheduled loan ratio (%)	0.00	0.00
5. <u>Loans written off</u>		
a. Value of loans written off during the month	0	0
b. Loans written off over the past 12 months		
- Value	0	0
- As % of the average outstanding loans	*	*
6. <u>Interest rates on new loans approved during the month</u>		
a. With reference to Best Lending Rate (BLR)	11.8%	11.8%
(Breakdown is shown on an absolute interest rate basis)		
of which:		
Less than 2%	0.0%	0.0%
2% to less than 2.25%	7.2%	7.5%
2.25% to less than 2.5%	1.8%	1.5%
2.5% to less than 2.75%	0.5%	0.6%
2.75% to less than 3%	0.8%	0.8%
3% or more	1.5%	1.4%
b. With reference to Hong Kong Interbank Offered Rate (HIBOR)	82.0%	82.7%
c. Fixed rate	3.9%	3.0%
d. Others	2.3%	2.5%

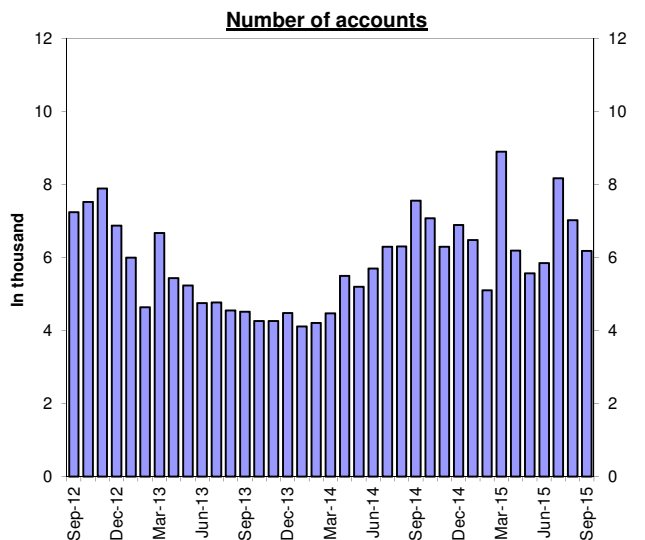
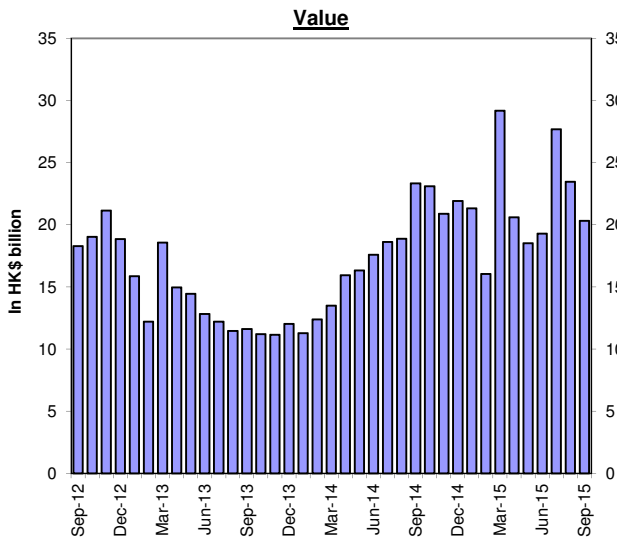
* less than 0.05%

Residential Mortgage Loans in Hong Kong

New Loans Approved During the Month



New Loans Drawn Down During the Month



Residential Mortgage Survey

Notes to Annex

1. **Residential mortgage loans** (RMLs) of the authorized institutions covered in this survey represent about 99% of the banking sector.
2. **RMLs** in this survey are loans (including refinancing loans) to private individuals for the purchase of residential properties, including uncompleted units, but other than those properties under the Home Ownership Scheme, the Private Sector Participation Scheme and the Tenants Purchase Scheme.
3. **New loans approved** are mortgage loans approved during the surveyed month. The loans can either be drawn down in the same month or in the following months. Loans that are approved but not yet drawn, which have implications for the amount of gross new loans made in the following months, are shown under the item "New loans approved during the month but not yet drawn".
4. **Delinquency ratio** is measured by a ratio of total amount of overdue loans to total outstanding loans.
5. **Rescheduled loan ratio** is measured by a ratio of total amount of rescheduled loans to total outstanding loans.
6. **Co-financing schemes** refer to those schemes that involve the provision of top-up finance by property developer(s) or other co-financier(s) in addition to mortgage loans advanced by authorized institutions. For loans associated with co-financing schemes, only the portion of loans advanced by reporting institutions is included in this survey.
7. **Average loan-to-value ratio and average contractual life** for new loans approved during the surveyed month are average figures weighted by the amount of new loans approved during the surveyed month by individual reporting institutions.
8. **Loans written off** over the past 12 months as a percentage of the average outstanding loans is calculated as: total value of loans written off during the past 12-month period as a percentage of the average outstanding loan value over the 12-month period [i.e. (opening + closing) ÷ 2].