

Creating rehabilitation opportunities
in collaboration with community stakeholders

Promoting law-abiding and inclusive values
through community education

Human resources

Hong Kong Correctional Services

Continuing collaboration with non-governmental organisations



NGO Forum



CSD Rehabilitation
Volunteer Group



Job Fair



Hobby Class

Rehabilitation Pioneer Project around 36 000 youths



The Reflective Path



Extended Training Camp



Student Forum



Creation and Rehabilitation Programme
(Drama and Music Performance of PICs)

Green Haven Scheme

Education Talk

Visit to
HK Correctional Museum

Personal Encounter with
Prisoner Scheme

Recruitment
for 2016-17



57
Officers

257
Assistant
Officers



Recruitment
for 2017-2018

50
Officers

300
Assistant
Officers



Custodial Management



Rehabilitation Programmes



Community Education

2016 Statistics



www.csd.gov.hk



2016



Over 10 000 persons under management of Correctional Services Department

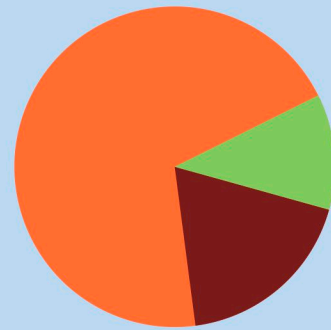
Ensuring a secure, safe, humane, decent and healthy custodial environment

Creating rehabilitation opportunities in collaboration with community stakeholders

Over 20 000 admissions to correctional facilities

As at 31.12.2016


(I) Penal population: 8 611 persons



69% Local persons

11% Persons from Mainland, Taiwan or Macao

20% Persons from other countries



	2015 (No. of cases)	2016 (No. of cases)	Change over 2015 (%)
Escape of persons in custody (PICs)	Nil	Nil	-
Attempted escape of PICs	Nil	2	-
Acts of indiscipline	3 671	4 104	12%
Violent Cases	522	527	1%
Assault against CSD officers	15	18	20%
Self-harm of PICs	72	79	10%

2016

Risks and Needs Assessment



No. of programme matching sessions

10 296

Psychological and Welfare Support



No. of counselling sessions

214 290

Education



Overall passing rate of public examinations

63.8%

Vocational Training



Overall passing rate of vocational qualification examinations and trade tests

98.9%

Average daily penal population: 8 546 persons

Male



Female

Sentenced persons



Persons on remand

Aged 21 & above



Aged below 21

(II) Supervisees: 1 806 persons



83%



17%

(I) + (II) = 10 417 persons



Joint searching / special searching / night raid operations in 2016

- No. of operations conducted: 7 377

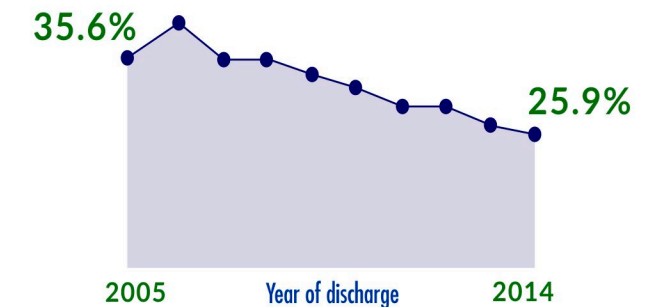
- No. of locations covered: 11 051

Manpower spent on escort of persons in custody to public clinics / hospitals in 2016

- No. of days of work: 40 898



Recidivism rate



Percentage of re-admission of local persons in custody to correctional facilities following conviction of a new offence within two years after discharge