





## Recipients of one-off relief in the 2020-2021 Budget

	<u>2020</u>	<u>2015-19</u>
<b>Annual average amount</b>	<b>\$122 billion</b>	<b>\$41 billion</b>
<ul style="list-style-type: none"> <li>  Return of tax payments           </li> <li>  Supporting enterprises           </li> <li>  Cash payout           </li> <li>  Lower-income families<sup>(1)</sup> </li> </ul>	<p><b>28%</b></p> <p><b>9%</b></p> <p><b>58%</b></p> <p><b>5%</b></p> <hr/> <p><b>63%</b></p>	<p><b>78%</b></p> <p><b>3%</b></p> <p><b>5%</b></p> <p><b>14%</b></p> <hr/> <p><b>19%</b></p>
<b>Income redistribution:</b>	<b>63%</b>	<b>19%</b>

Note: (1) Including dedicated support to grassroots households and disadvantaged groups.

Data sources: Budget, various years.