

2012 – 13

2 ä + 2 £ 2 2 2

H -ä-İ
Development Bureau



2011-12

■ 2010

81

■ 2011

+

■ 27

7,900

2,260

7,790

1M

1



2011-12

(/)

■ 34 1,550

7

ø

/

320,000

9

■ 2 † 2011-12

1 184

9

9

14A-

■ /2 37 27 † 7

ø / 34 †



2011-12

ĪĒ)
ĒĒ	7,900
ĒĒ ë s " Ç v ^ >	6,600
ĒĒ	1,100
ŠĒĒ (2011-12)	4,100 (2011-12)
ŠĒĒ Ī 3 ù ì ^ >	1,500 (2011-12)
š	21,200

2012-13

☞	☞	☞ /
☞	47	13,500 ☞
☞	2	780 ☞
☞	4	100,000 ☞
☞	53	

2012-13

■ 2012-13

24

)a

B

1`

h

2012-13

(/)

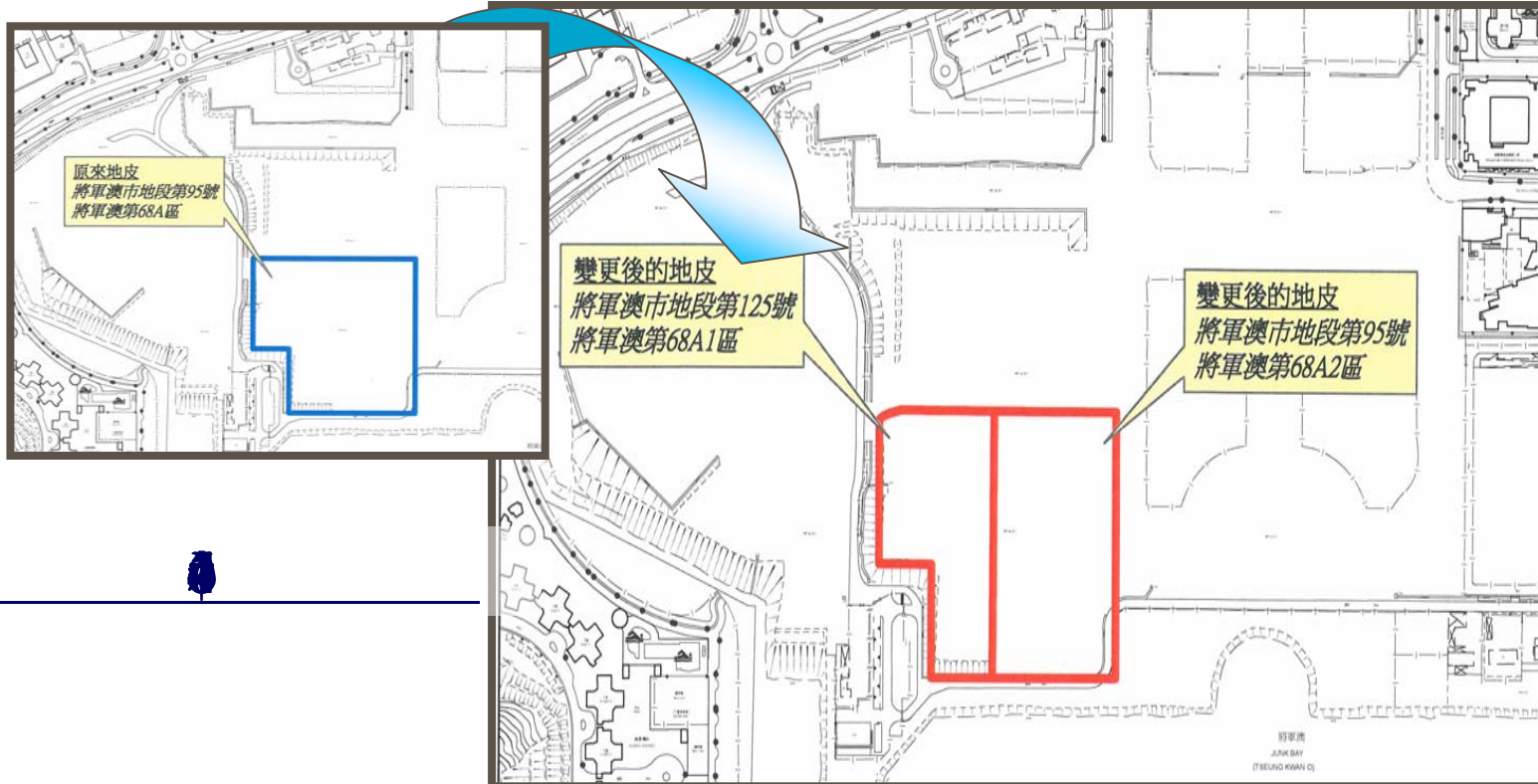
44†

(§ 7)

§ 7

2012-13

§



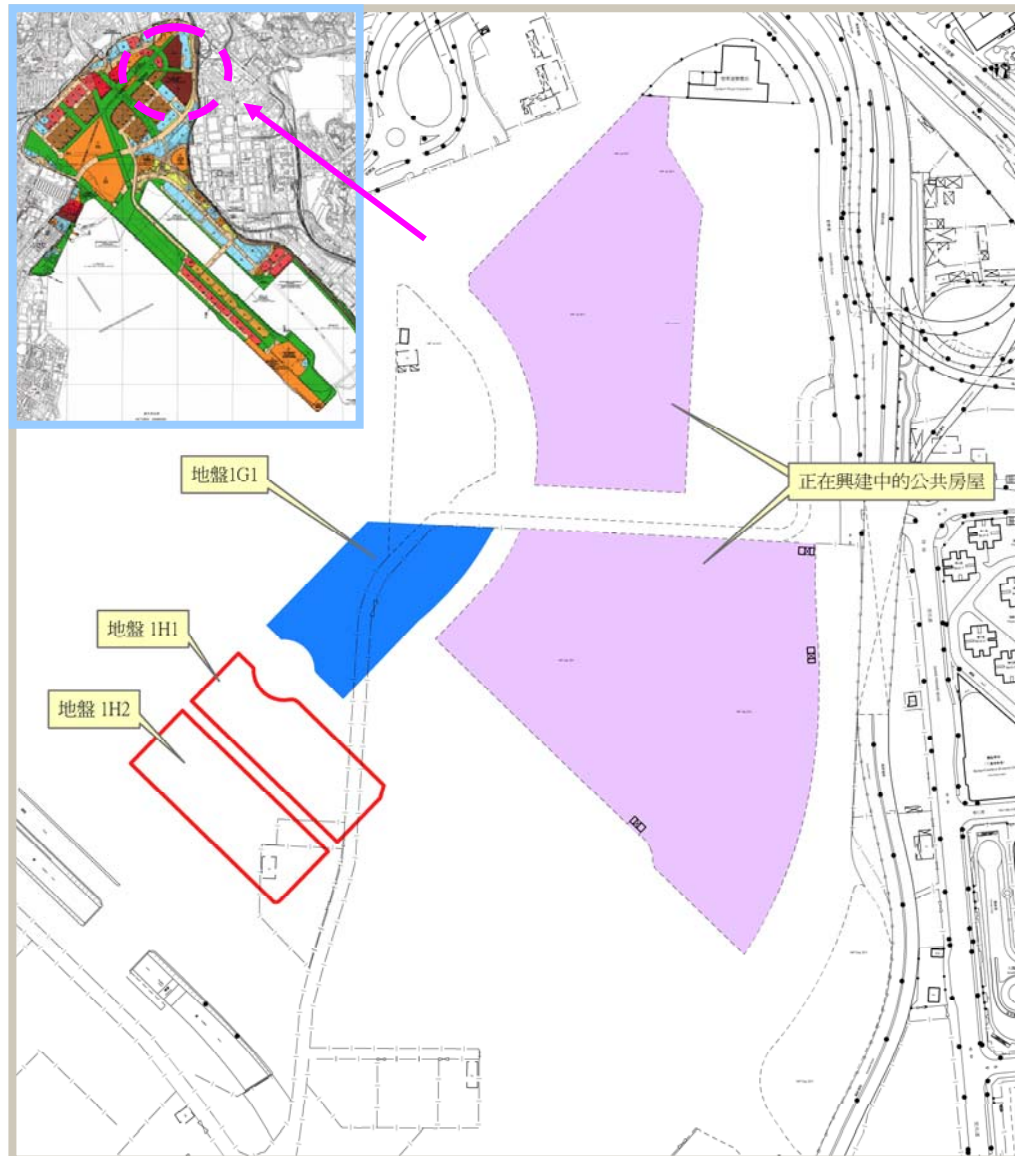
2013A



2012-13



(/)



1,000!

â

2012-13

(/)



■ 2011-12

1/2012-

13



2012-13

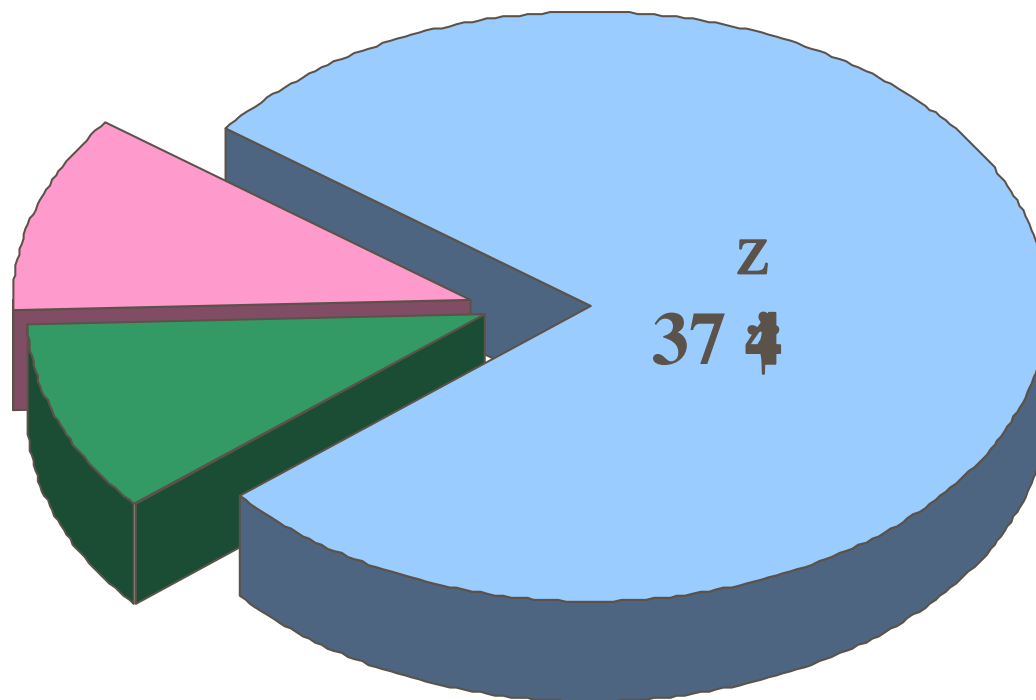
- 60



0Š
5

}
5

474



2012-13

- 60

(%)

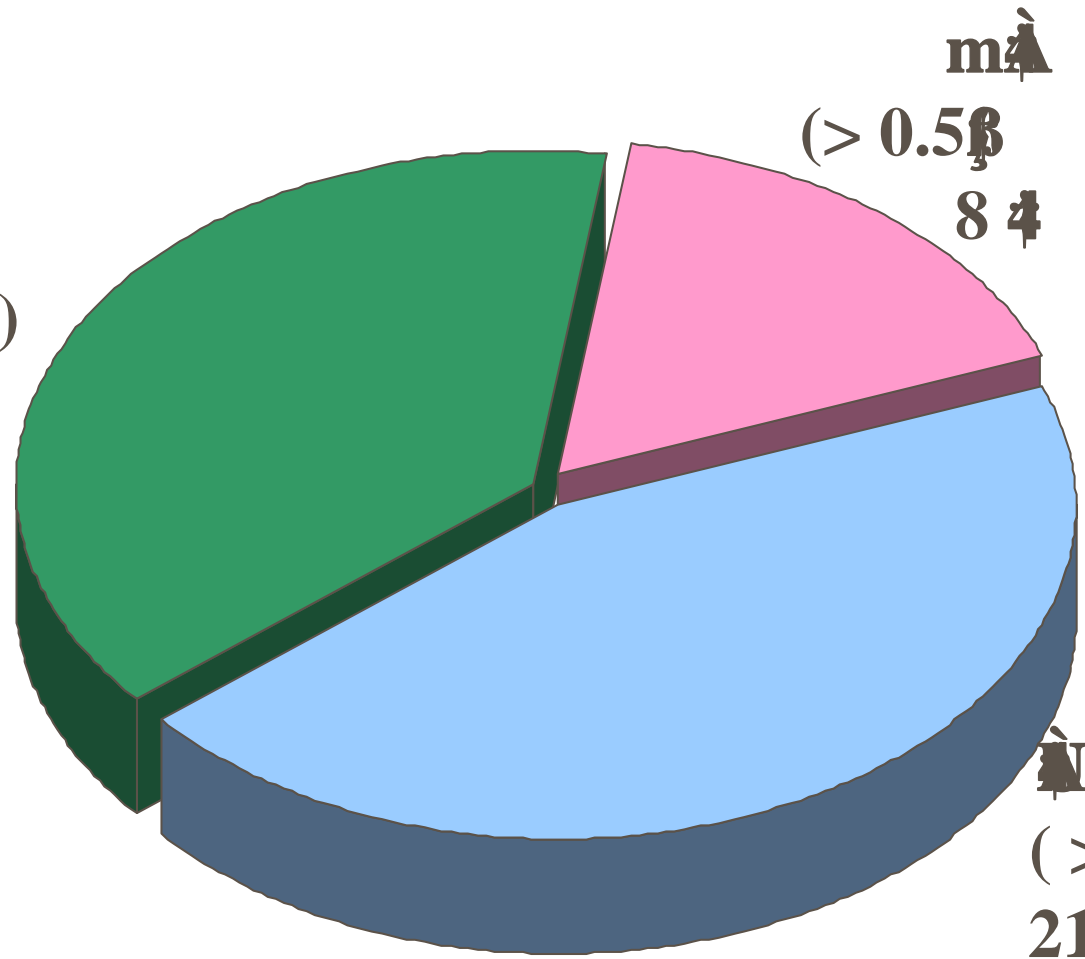


≤ 0.5
18

> 0.5
8

474

> 1
21



2012-13

- %

(/)

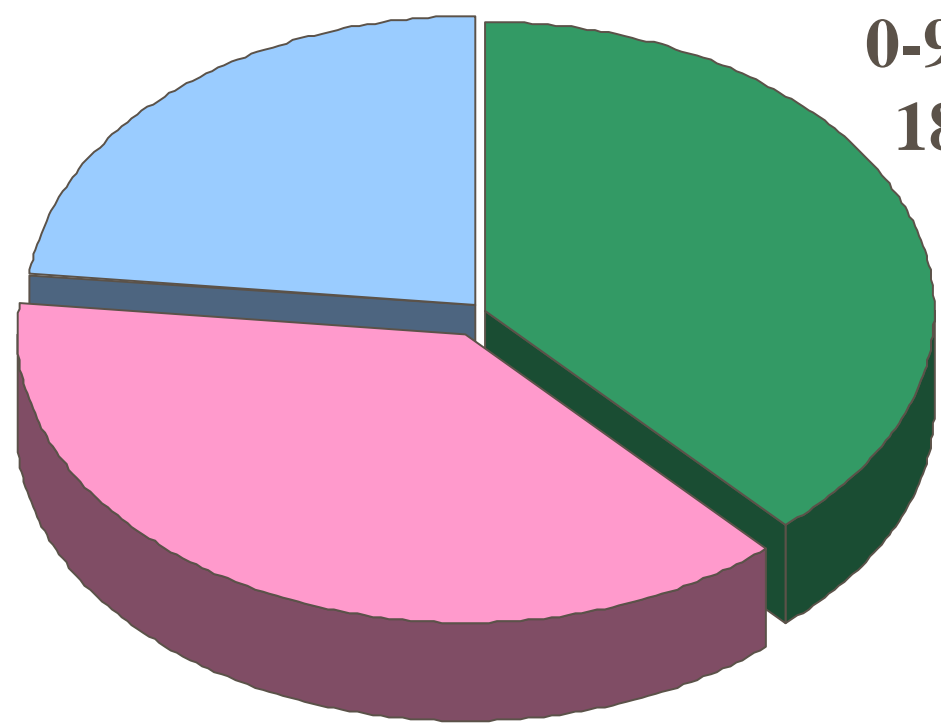


500
11

0-99
18

100-500
18

474



2012-13

R	2012-13 ₹
RE	13,500
E (Q à (P @ (D) I	4,300
R @ I 2 è 3/4 8 4 a Z	6,200
D	1,200
S R / D t > (2006-2010) A G	3,300
S R / D t B u (2006-2010) A G	1,300
š	29,800 (^a 30,000)

Ā

(Ē 2011£ 1231 2)

Ē	£
Ē	7,000
Ē	42,000
Ē.	13,000
š	62,000

2012-13

■ 2012£ 4-6

£,400



^	ÐÆ	Ÿ	4ce	ÿ (†)(^a)	à ± □
1.	⌘ #562Æ	⌘0Ÿ 56Aô (B5Æ)	ð ° Ç Ê ±	0.4680	Q
2.	2⌘ #114Æ	2⌘ #66C î	ð ° , Ê ±	0.4352	Q
3.	2⌘ #115Æ	2⌘ #66D î	ð ° , Ê ±	0.5026	Q
4.	Ð #9027Æ	⌘È β ÿ • ‰	ð > — ø	2.3400	Q



2012-13

(I)



34





4C



45

(/)



5



10

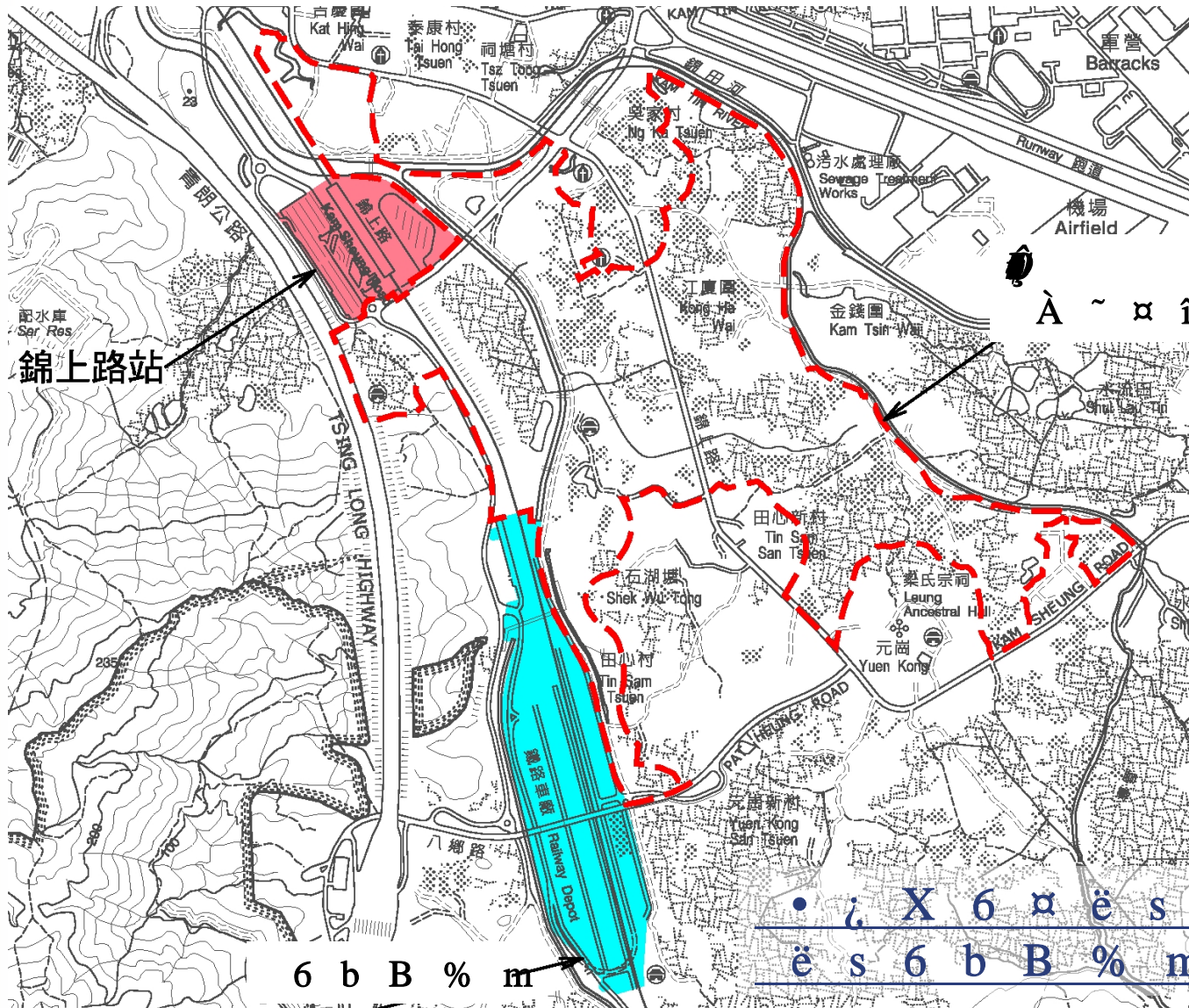


350

8,700%

2014

a



錦上路站

6 b B % m

• i X 6 α è s X B
 è s 6 b B % m " B b

40

(/)



100

100

100

5,000

100





À

2,500R

À	R
À	(^a)(†)
Ç v ô ±	805
Ç	790
Ç 4.0%	275
Ç	246
Ç@ 6B% R	137.7
4†	60
BE	50
VUR	15.5
Añ	168



è

