

Guidelines on Using COVID-19 Rapid Antigen Test Kit **(for Senior Citizen)**

What is Rapid Antigen Test (RAT)?

RAT is designed to directly detect SARS-CoV-2 virus proteins (antigens) in respiratory specimens. RAT is easy for self-administering and convenient to use. Its positive results are relatively certain.

When to do RAT?

Anytime, especially when you are in doubt about your own health conditions (e.g. when you have symptoms such as fever and/or respiratory tract infection), or you had contact with cases tested positive or symptomatic persons.

How to do RAT?

Please visit www.youtube.com/watch?v=yzFAUzTtmKk for the demonstration video of administering an RAT.

Family members / carers can assist the elderly who has difficulty in self-administering the test. In order to reduce the risk of possible infection and community transmission, the elderly and the assisting person are strongly recommended to **wear a mask** when performing the test. When being swabbed, the elderly could pull his/her mask down beneath the nose. Both the elderly and the assisting person should stay alert and maintain strict personal and environmental hygiene.



① Unpack

Prepare a clean surface and wash hands before you start.

Take out the swab, test solution and test device from the test kit.



② Swab

Gently blow your nose before starting.

Insert the swab into your nostrils; rub the swab against the wall of your nostrils for 5 times.

Fully submerge the tip of the swab into the test solution and stir for 30 seconds following the user guide of the test kit.



③ Test Solution

Close the cap of the solution bottle tightly.

Then squeeze 4 droplets of the solution into the well of the test device.



④ Test Device

Wait for the result according to the time limit specified (15-30 minutes) in the user guide of the test kit.

The result will be considered invalid if it has exceeded the time limit.



⑤ Dispose



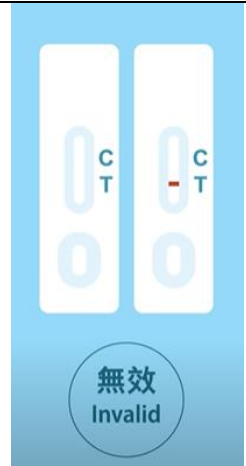
After completing the test, wrap and seal all components of the test kit carefully and dispose properly.

Upon completing the above steps, wash hands thoroughly.



How to read the test result?



		
<p>The test result is negative if only the C line is present.</p>	<p>The test result is positive if both the C line and T line are present.</p>	<p>The test result is considered invalid if the C line is absent regardless of the presence of the T line.</p>

If the test result is positive

- A person will be considered a positive case if tested positive by RAT. The infected person should stay home and avoid leaving. If the home conditions allow, he/she should stay in his/her own room and keep the door closed without entry by others. If one must leave the room, he/she must wear a well-fitted surgical mask properly. The person must take personal protective measures at all times.
- Persons who obtain positive results through RAT for the first time can make a report within 24 hours via the online platform “**Declaration System for Individuals Tested Positive for COVID-19 Using Rapid Antigen Test**” (www.chp.gov.hk/ratp). If individuals encounter difficulties in using the online platform, they can call the automated system at **1836 119** to register their identification document and telephone number. The Centre for Health Protection will contact the relevant person later to complete the report procedure. Individuals who have declared a positive result via the online platform may be required to conduct a nucleic acid confirmatory test on a random basis. There is no need to declare negative test results.



- **If you have mild symptoms** : if you only have a mild fever, cough or sore throat, or even without any symptoms, you will be arranged to stay in a Community Isolation Facility or temporarily at home by the Centre for Health Protection based on risk assessment. During home isolation, the Government will distribute anti-epidemic packs to each person confirmed positive and his/her household members in phases.
 - For assistance with daily needs, please call the hotline **1833 119**.
 - For medical advice, please call Hospital Authority's hotline **1836 115**, or arrange an appointment to the Designated Clinics for COVID-19 Confirmed Cases or seek medical advice via tele-consultation.
- **If you have severe symptoms** : if you have the following warning symptoms, please directly visit the emergency unit of any hospital – persistent fever ($>38.5^{\circ}\text{C}$) for more than 2 days despite intake of fever-reducing medicine; body temperature at 35°C or below; convulsion; difficulty in breathing or shortness of breath; loss of speech or mobility; inability to wake up or stay conscious; pain in chest or abdomen; dizziness or confusion; weakness or unsteadiness; persistent inability to drink or eat, or diarrhoea / vomiting for more than 2 days.

Learn More



COVID-19
Rapid Antigen Test
Demonstration
Video



Declaration System
for Individuals
Tested Positive for
COVID-19 Using
Rapid Antigen Test



Designated Clinics
for COVID-19
Confirmed Cases



Rapid Antigen Test
· Positive Result ·
Pending Admission
· StayHomeSafe
Infostation

