



懲教事務統計數字一覽

Correctional Services in Figure

2023





抱負

成為國際推崇的懲教機構，使香港為全球最安全的都會之一

任務

為保障公眾安全和防止罪案以締造美好香港，我們致力：

- 確保羈管環境穩妥、安全、人道、合適和健康
- 與各界持份者攜手創造更生機會
- 通過社區教育提倡守法和共融觀念

價值觀

- 秉持誠信
- 專業精神
- 以人為本
- 嚴守紀律
- 堅毅不屈

Vision

Internationally acclaimed Correctional Service helping Hong Kong to be one of the safest cities in the world

Mission

We protect the public and prevent crime for a better Hong Kong by :

- ensuring a secure, safe, humane, decent and healthy custodial environment
- creating rehabilitation opportunities in collaboration with community stakeholders
- promoting law-abiding and inclusive values through community education

Values

- Integrity
- Professionalism
- Humanity
- Discipline
- Perseverance

2023

收納入懲教院所的人次
Admissions of persons in custody

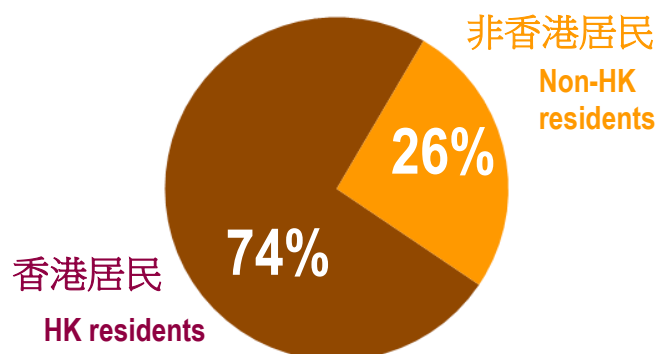
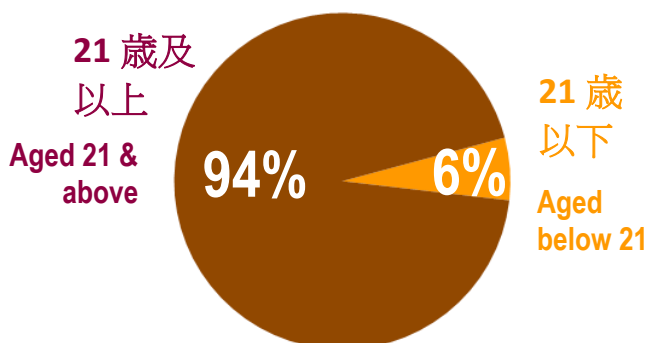
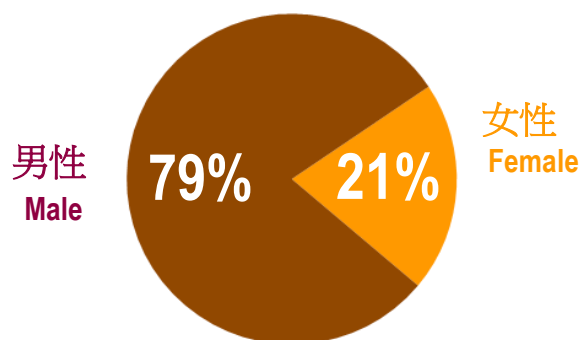
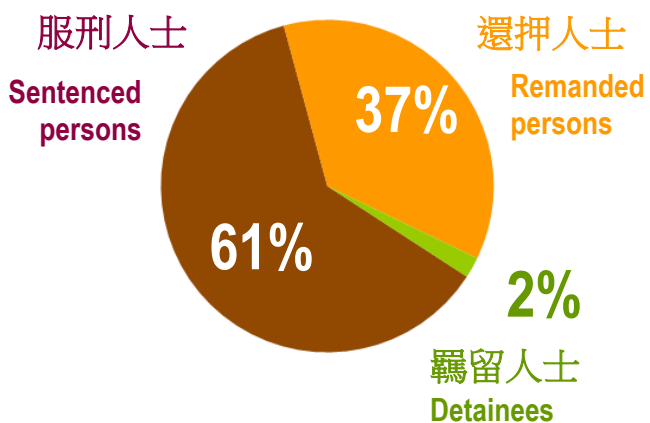
17 268

平均每日收容率
Average daily occupancy rate of
correctional institutions

75%

平均每日在囚人口
Average daily penal population

8 498



高保安風險在囚人士
Persons in custody of high security risk

2023



收納入懲教院所的人次
Admissions of persons in custody

153

63%

涉及毒品相關罪行
Involved in drug-related offences

20%


涉及謀殺
或誤殺
Involved in
murder or
manslaughter

17%

涉及其他
嚴重罪行
Involved in other
serious offences


截至 12 月 31 日的在囚人數
No. of persons in custody as at 31 Dec

629



羈管工作

Custodial work



2023



在囚人士集體違紀事件
Concerted acts of indiscipline
of persons in custody

4

涉及的在囚人士數目
No. of persons in custody
involved

51

在囚人士違反紀律個案
No. of disciplinary cases of
persons in custody

5 335

妨礙秩序及違反紀律
Offending good order and discipline

32%

管有未獲授權管有的物品
Possession of any unauthorised article

28%

不服從懲教署人員的命令
Disobeying the orders of correctional officers

18%

其他
Others

22%

2023



在囚人士涉及暴力行為個案

No. of cases involving violent acts of persons in custody

351



轉介警方跟進個案

No. of cases referred to the Police for follow-up

22



懲教人員遇襲或在制止暴力行為期間受傷人次

No. of correctional officers who were injured after being attacked or while stopping violent acts of persons in custody


15

在囚人士自我傷害個案

Self-harm cases of persons in custody



30



身亡人數
No. of deaths

1



2023

聯合搜查／特別搜查／夜間突擊搜查
Joint search / special search / night raid operations

● 搜查行動次數
No. of operations conducted

12 538

● 搜查地點數目
No. of locations covered

20 541




搜獲毒品宗數
No. of drug seizure cases

16

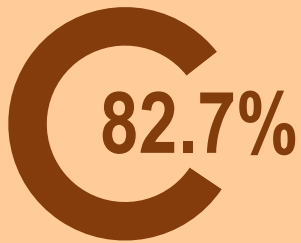
更生工作



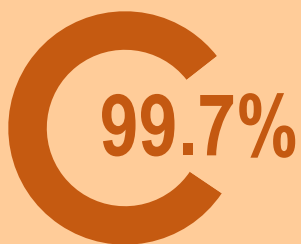
Rehabilitation



在囚人士投考公開試的整體及格率
Overall passing rate of persons in custody in public examinations

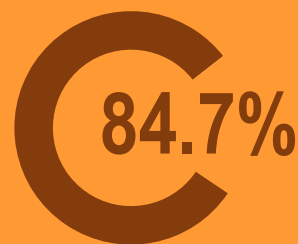


在囚人士職業訓練的整體及格率
Overall passing rate of persons in custody on vocational training examinations

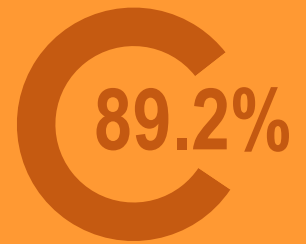


更生人士獲釋後六個月就業跟進期的就業率

Employment rate of rehabilitated offenders after 6 months of employment follow-up period after release



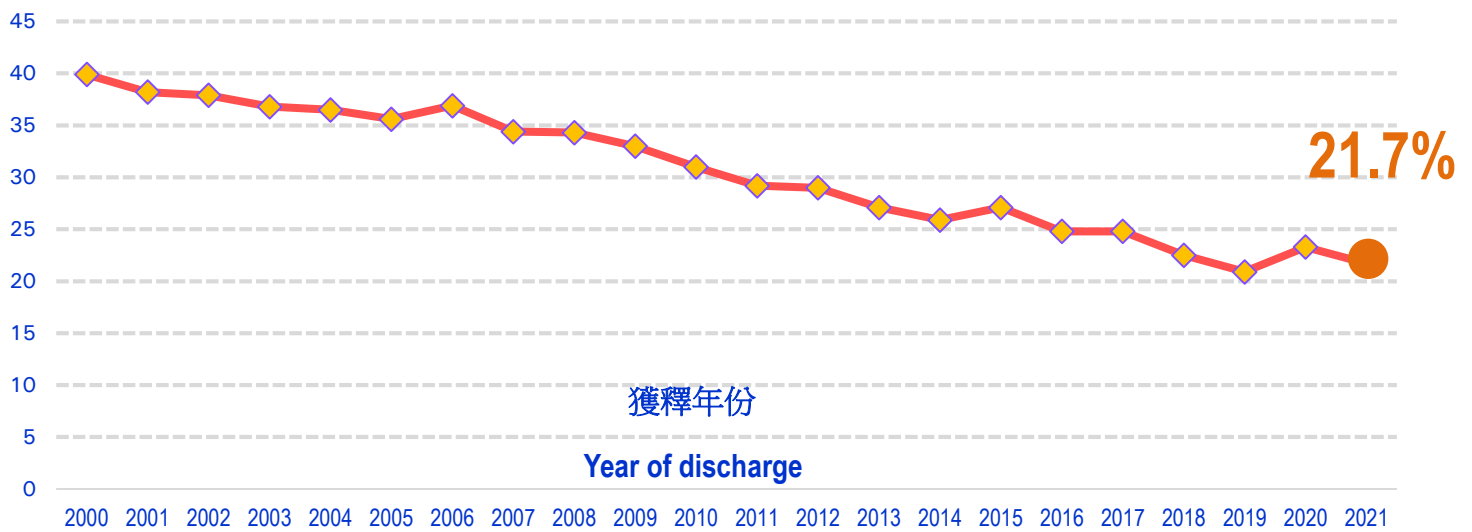
青少年
Youth



成年人
Adult


更生人士的再犯率

Recidivism rate of rehabilitated offenders



再犯率指更生人士在獲釋後兩年內因干犯新的罪行而再次被判入懲教院所服刑的百分比。更生人士指服刑後而獲釋的香港居民(不包括外地輸入勞工、外籍家庭傭工及各駐港領事館職員)。

Recidivism rate is defined as the percentage of re-admission of rehabilitated offenders to the correctional institutions following a conviction of new offence within two years after discharge. The rehabilitated offenders refer to those persons who are Hong Kong residents (but excluding imported labour, foreign domestic helpers and consulate staff) and are released after serving their sentence.





社區教育

Community education





參加各項「更生先鋒計劃」活動人次

No. of participants of various activities under
“Rehabilitation Pioneer Project”

44 015

其中青少年人次

Participants who are youngsters

41 683

「更生先鋒領袖」學員人數

No. of trainees of “Rehabilitation Pioneer Leader”

超過
Over

400



人力資源

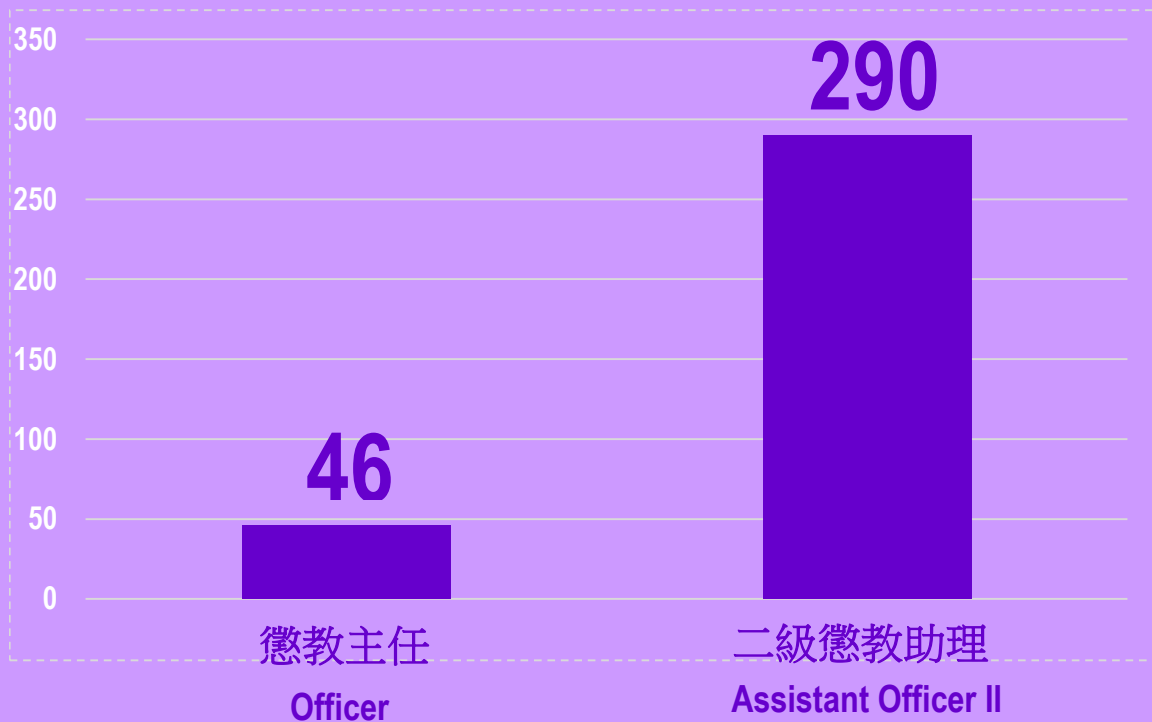
Human resources



2023

招聘懲教人員數字

No. of disciplined officers recruited



截至 12 月 31 日懲教人員空缺數目

No. of vacancies of disciplined officers as at 31 Dec

713

佔整體編制百分比

As % of total establishment

11%





懲 · 護法治

教 · 助更生

Correction and Rehabilitation : Safeguard the Rule of Law • Transform Life