

## (I) Resources related to the learning and teaching of Chinese characters and calligraphy

1. “Interesting Chinese Characters: Resources on Recognising and Writing Chinese Characters for Primary Schools”: Introducing knowledge of Chinese characters, examples of teaching activities and experience sharing by schools


**漢字的源頭**

漢字的源頭可追溯至商周時期的甲骨文。「甲骨文」早見於商代（公元前17世紀至公元前11世紀），古人以火爻龜甲或獸骨，利用製紋作占卜，並把卜辭記錄在甲骨之上，內容包括政治、天文、地理、戰爭、祭祀等。從以下幾類詞語中的甲骨文寫法，可以幫助我們初步認識漢字早期的形態。

一、節慶祝福

通訊程式圖像	楷書	甲骨文	解說
	樂		甲骨文「樂」字，表示木上繫有琴弦，本義是木造樂器，引申為音樂、快樂。
	身		甲骨文「身」字，象側視之人形，突出其腹部，本義是懷孕，引申指身體。
	星		甲骨文「星」字，象眾星羅列，其星形多則五，少則二，不定，如有作品，後又加「生」為聲符。
	慶		甲骨文「慶」字，從「鹿」、從「心」、「萬」為古代神獸，「心」則表達祝賀者心意。

**漢字的部首和部件**



部首和部件都是漢字的組成部分。部首是字典辭書根據字形結構編排字詞所分的門類。部件是組成字的結構單位。掌握有關部首和部件的知識，有助識字、寫字和翻查字典辭書。

**部首**

東漢時代，許慎將當時蒐集到的文字分門別類，歸納為 540 部，編成《說文解字》。從此，中文字典辭書多用部首編排，以便查檢。到清朝，《康熙字典》的編排，將部首減少至 214 個。2009 年，國家語言文字工作委員會發布《漢字部首表》，當中列出部首 201 個。

根據字形結構，將文字分門別類，凡含有某一部件構成的字，集中排列在一起，並以該部件作為起頭，習慣上稱為「部首」，是為查字的依據。例如「口」、「木」、「日」均屬部首；「吃」、「唱」、「吹」等歸於「口」部；「林」、「樹」、「果」等歸於「木」部；「昨」、「晚」、「明」等歸於「日」部。

**坐姿與執筆**

(一) 坐姿  
坐得好，寫得好，我做到！



1. 手放桌面
2. 腳貼地板
3. 腰背挺直，背靠椅背

(二) 執筆  
朗讀以下執筆歌，按下圖觀察執筆的姿勢。



拇指食指捻起筆  
轉去虎口上面留，  
中指托，尾指收，  
手腕放到紙上頭，  
拇指食指，捻起筆，  
轉去虎口三指扣，  
寫出漢字真端正！

(一)請你看看小白兔的五官，然後寫出五官的名稱或用途，並把部件列出來，可參考「聽」字的例子。



聽  

2. Websites of “Hong Kong Chinese Lexical Lists for Primary Learning” and “Lexical Items with English Explanations for Fundamental Chinese Learning in Hong Kong Schools”: featuring character search, Cantonese and Putonghua pronunciations, animations of Chinese characters’ stroke sequence, traditional characters and their corresponding simplified forms, etc.

**香港小學學習字詞表**

輸入字

直接輸入漢字

字詞查詢方式: 按筆畫查詢, 按筆順查詢, 按學段查詢, 按字

查詢字方式: 按筆畫查詢, 按筆順查詢, 按字

搜尋結果

簡化字: 學

學

部首: 廌部

字部: 15 畫

字類: 字類

英語: xue2

粵語: hok6 (粵)

顯示

格線: 不顯示

小學學習字詞表

詞語顯示: 第一學段, 第二學段, 第一及第二學段

學	xue2	hok6	1
學生	xuasheng2	hok6 saang1 [hok6 saang1]	1
學生	xuasheng2	hok6 saang1	1
學位	xuewei2	hok6 wa6 [hok6 wa6]	2

**中英對照香港學校中文學習基礎字詞**

Lexical Items with English Explanations for Fundamental Chinese Learning in Hong Kong Schools

直接輸入漢字 Direct character input

字詞查詢方式: 按筆畫查詢, 按筆順查詢, 按學段查詢, 按字

查詢字方式: 按筆畫查詢, 按筆順查詢, 按字

搜尋結果

簡化字: 教

教

部首: 廌部

字部: 11 畫 (stroke)

字類: 字類

英語: jiao1

粵語: gao3 (教)

顯示 Show

格線: 不顯示 OFF

小學學習字詞表 Chinese Lexical Lists for Primary Learning

詞語顯示: 第一學段, 第二學段, 第一及第二學段

教	jiao1	gao3	1
教士	jiào shì	gao3 si2	2
教材	jiào cái	gao3 coi2	2
教育	jiào yù	gao3 yu2	2

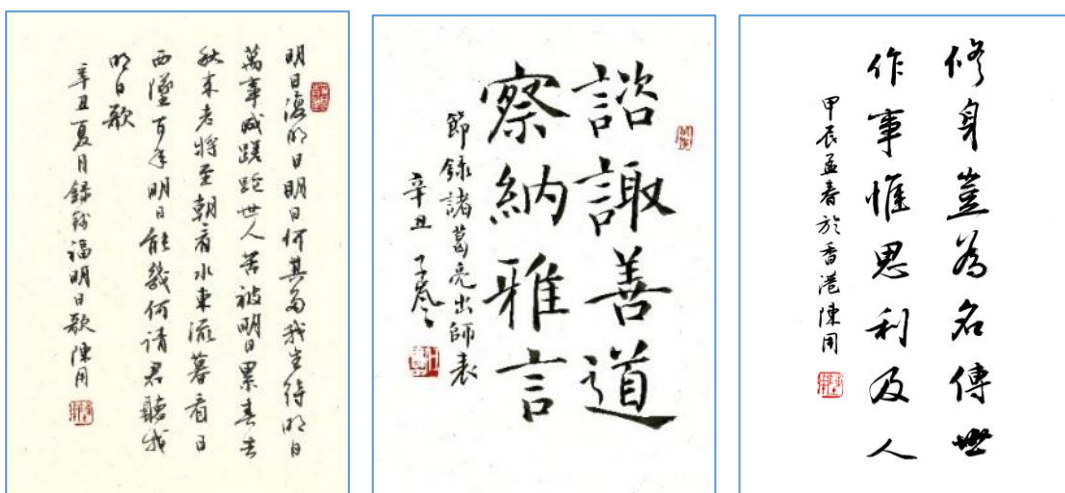
3. Educational Multimedia videos: Through short videos such as “The Creation of Chinese Characters”, “Interesting Styles of Chinese Characters” and “How to Write Elegant Chinese Characters”, students learn about the origin of Chinese characters, enhance their interest in learning Chinese characters and master the techniques of holding pens and writing characters



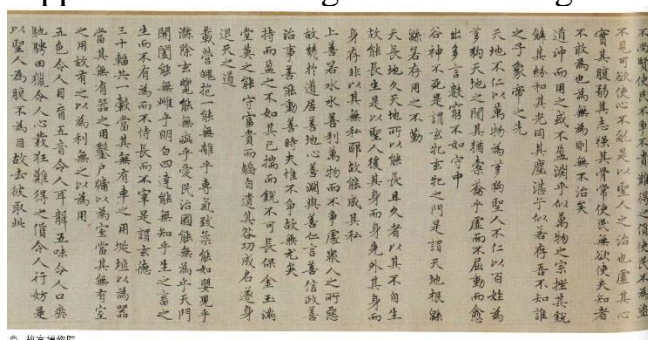
4. “Copybook for the Components of Calligraphy in Regular Script”: Enabling students who are beginners of calligraphy in regular script to grasp the essence of regular script structure



5. Calligraphy appreciation of recommended texts and Chinese classic sayings: Inviting renowned calligraphers to write classic sayings for students’ appreciation and emulation




6. “Art Appreciation and Criticism in Context Series: Understanding Chinese Art through Culture”; and “Examples of Understanding Chinese Art through Culture”: Enhancing teachers’ understanding of Chinese calligraphy to support the learning and teaching of art appreciation and criticism



7. Short videos of the “Appreciation of Chinese Art and Literature” series: Introducing literature classics in the form of calligraphic art to support the learning and teaching of literature and calligraphic art



8. The “Gongtong Wenhua Jiayuan” (Our Cultural Home) series (rolled out in collaboration with the China Media Group): Featuring the programme of “Meet the Chinese Characters” which narrates the origin and cultural development of Chinese characters in a story-telling format to showcase their beauty




9. “*Shufa Xuexi Kecheng*” (Calligraphy Learning Programme) edited by Dr SZE Chi-ching (with physical copies)




**(II) Teacher training (Calligraphy classes)**





### (III) Diversified activities and cultural atmosphere

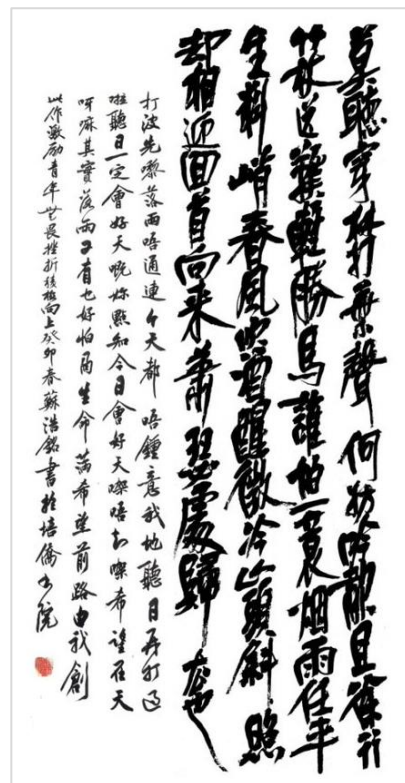
#### 1. “Calligraphy 1000” – Celebrating the Founding of the People’s Republic of China Primary and Secondary School Calligraphy Event



2. “Blessing Hong Kong” Primary and Secondary School Calligraphy Activity

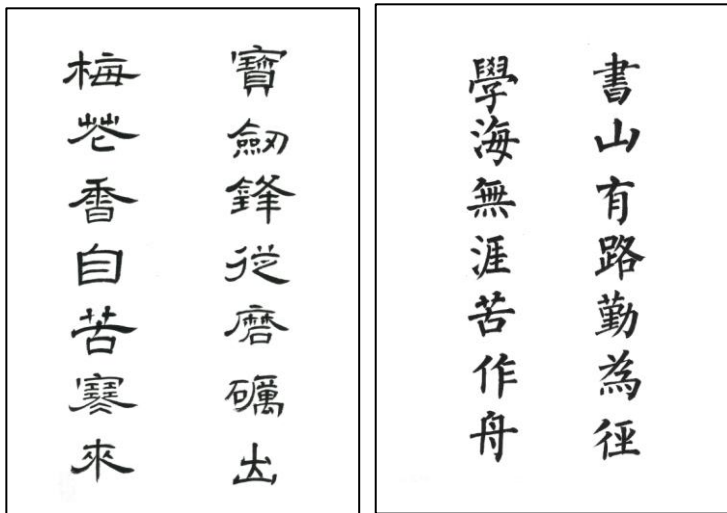


3. “Exhibition of Student Visual Arts Work”: featuring a “Chinese Calligraphy Grand Prize”

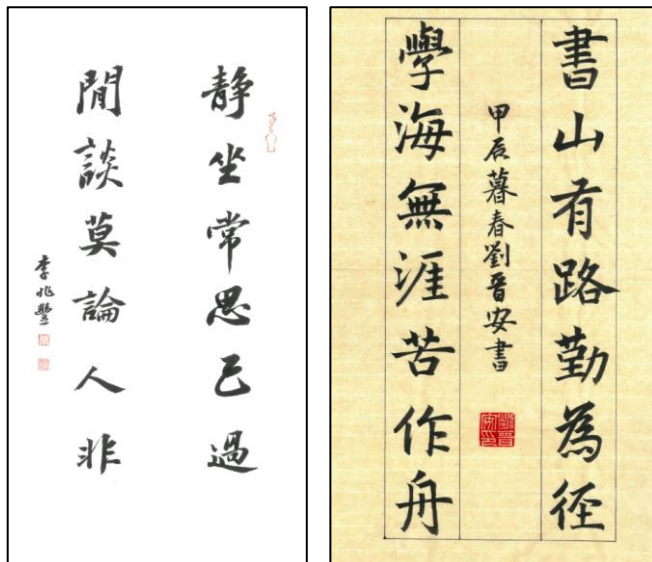


4. “Chinese Classic Sayings: Selected Famous Couplets” Calligraphy Collection Activity for Teachers and Students

Primary School Group



Secondary School Group



Teacher Group

